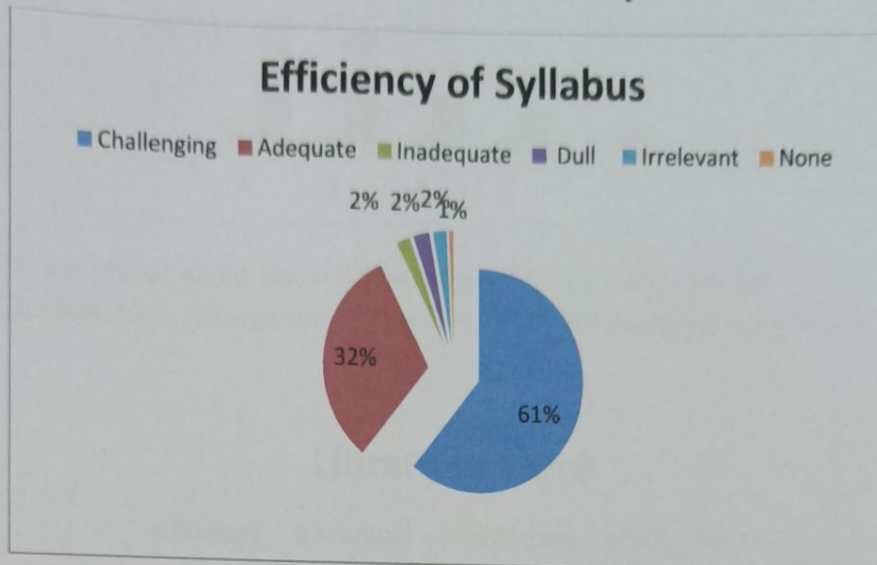
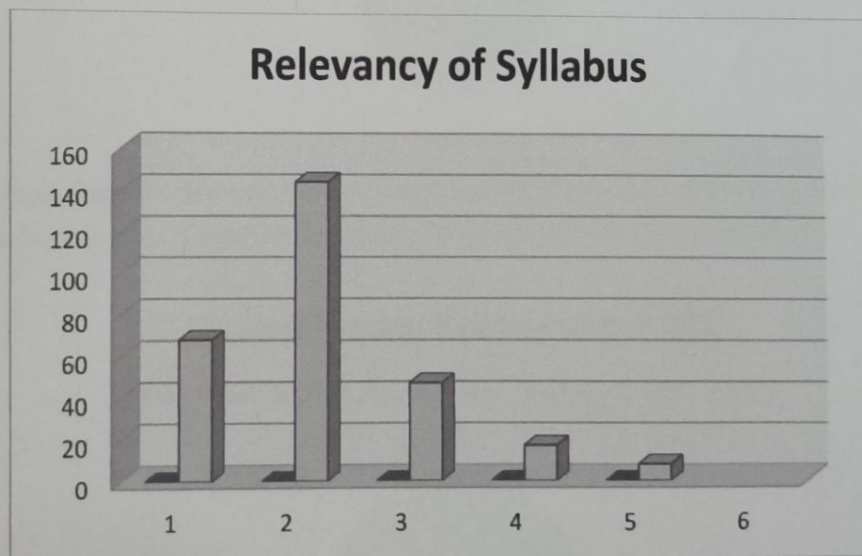


Part B: Annexure II (Criteria I): Feedback Analysis

1. Students Feedback Analysis

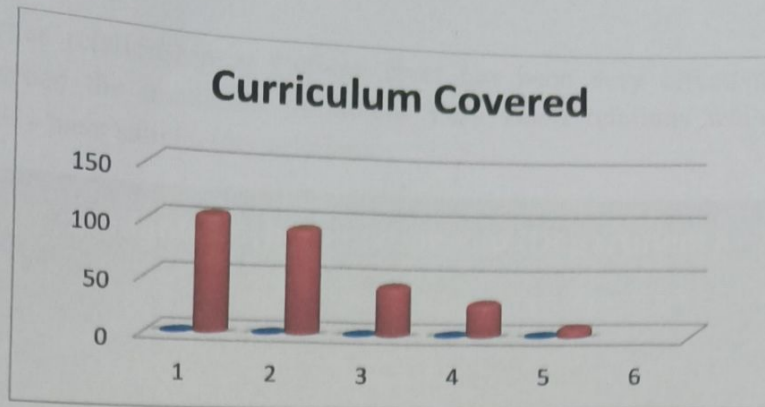


As per the analysis received the syllabus was challenging for about 61% students while 32% of the students found it adequate while the rest found it inadequate by which we could figure out the efficiency of the syllabus among the students.

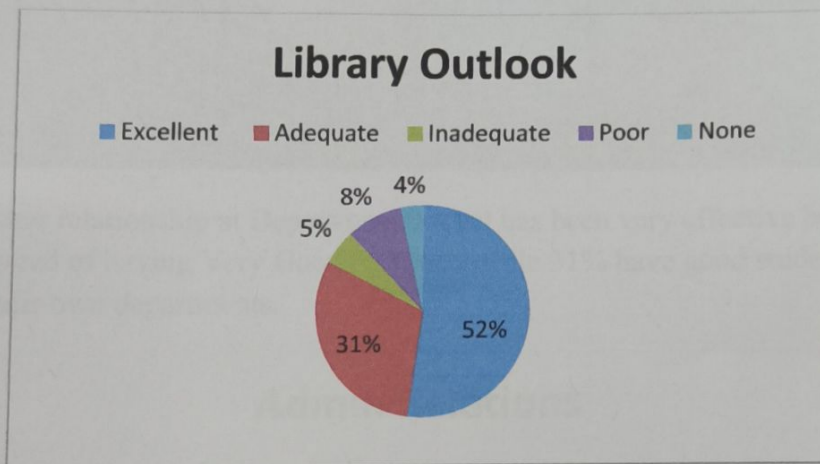


As per the analysis received the syllabus was adequate for about 55% students while 36% of the students found it challenging while the rest 9% found it inadequate by which we could figure out the efficiency of the syllabus among the students.


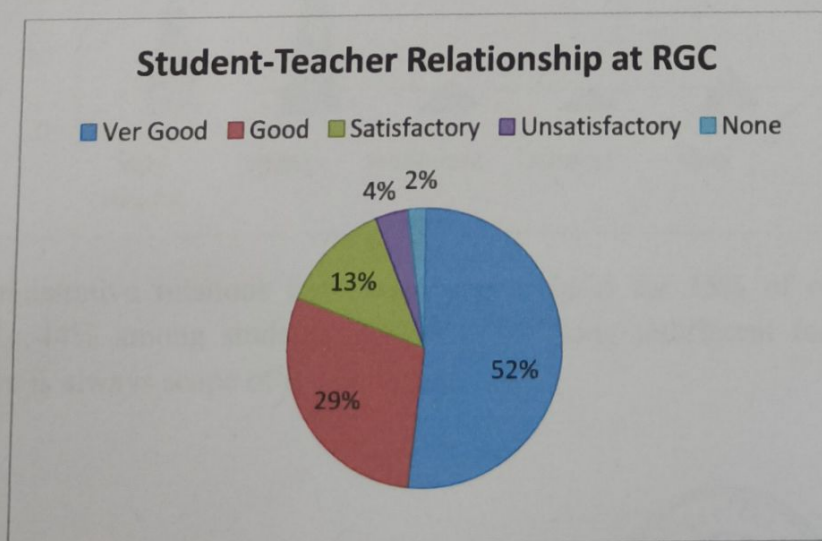




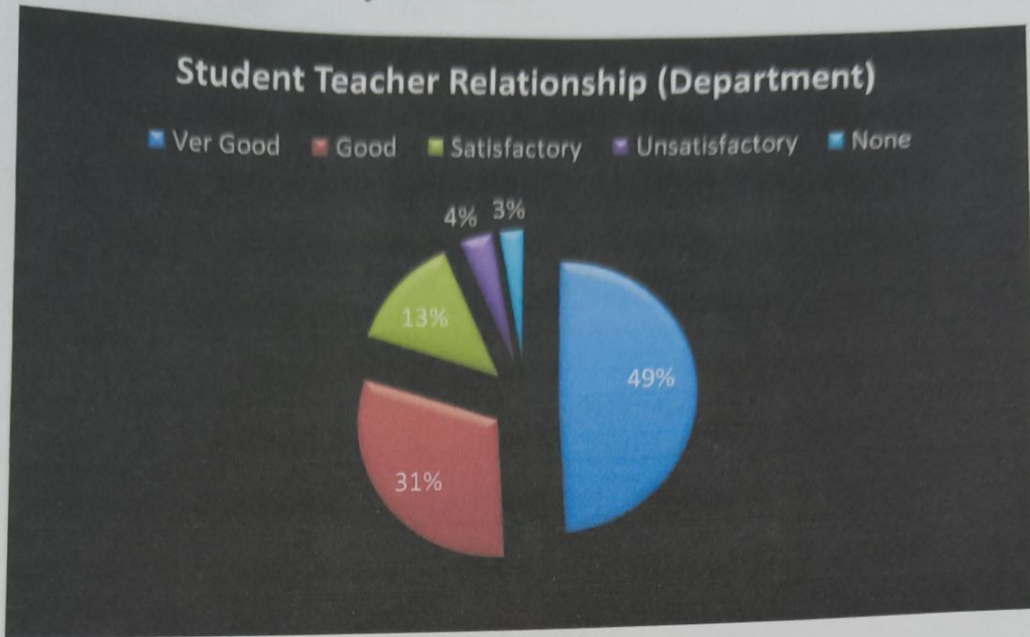
This question comprised about the syllabus covered in the class, we found that the maximum 90%-100% teachers have covered the portion while 75%-90% syllabus have been covered by the teachers.



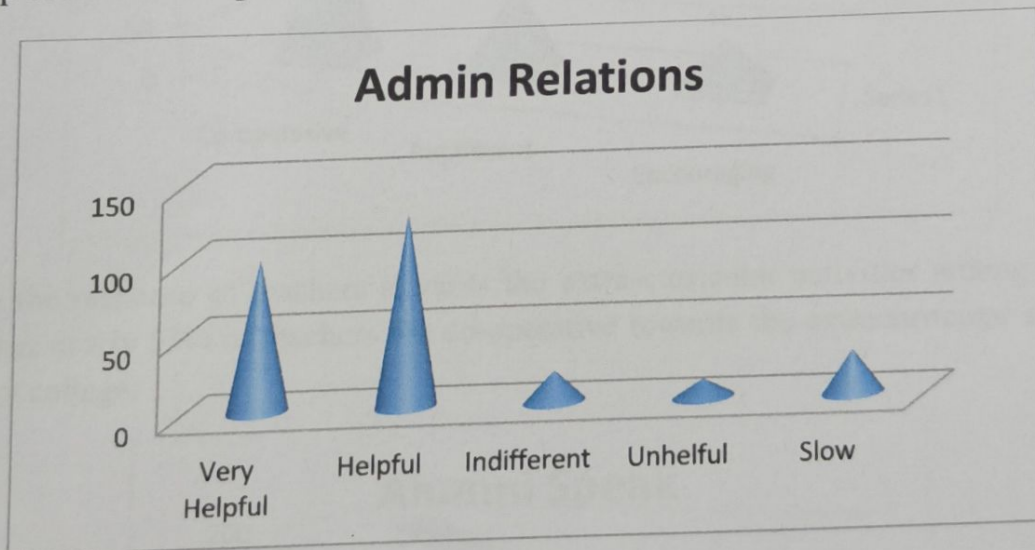
The library hoardings for this course have been excellent for 52% of students while adequate for 31%. Students have a great access to the library facilities provided by the students.



The student-teacher relationship at College level has been very effective because 52% of students have agreed the maximum of having Very Good relations while 29% have good relations while 13% have satisfactory relations.

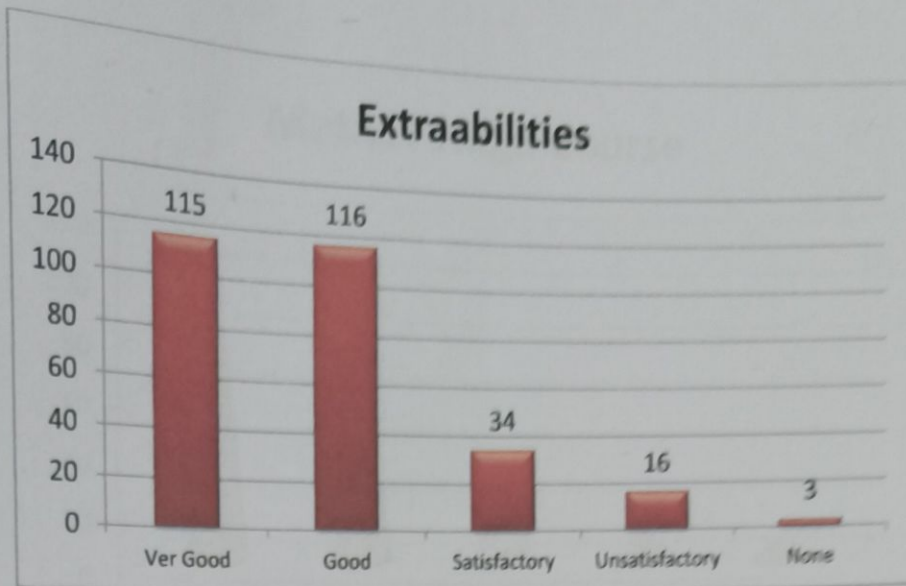


The student-teacher relationship at Departmental level has been very effective because 49% of students have agreed of having Very Good relations while 31% have good student-teacher relationship at their own departments.

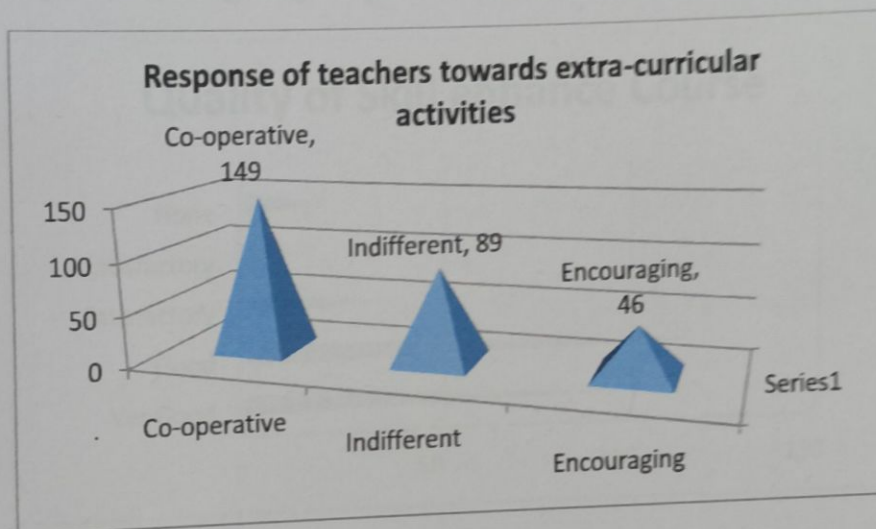


The student-administrative relations have been very helpful for 35% of our students while helpful for nearly 44% among students and 18% for being indifferent for various reasons, remembering there is always scope of improvement.






Coming to the extra-curricular activities 41% among students enjoy the activities held by the College as they believe they get a good platform to explore their talents while 40% find them good too.

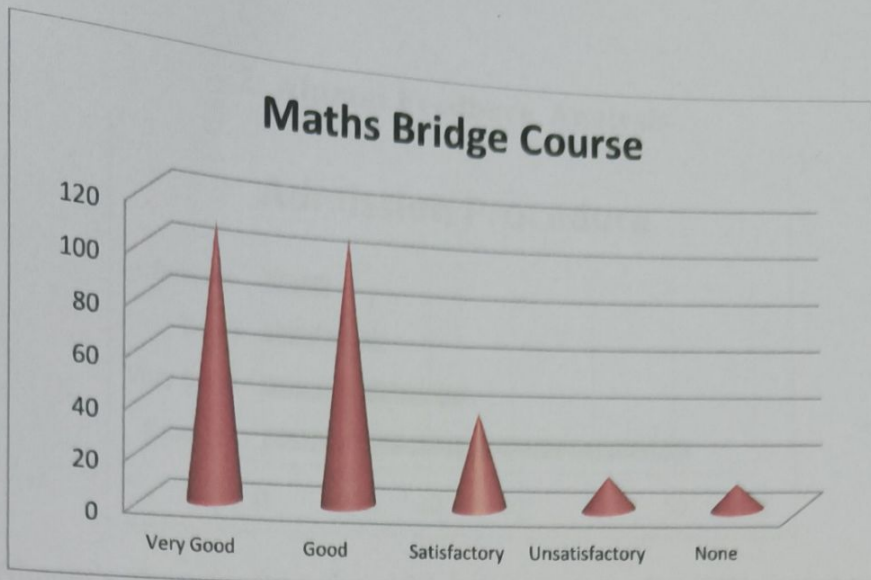


Coming to the response of teachers towards the extra-curricular activities among the students they find that nearly 53% of teachers are co-operative towards the extracurricular activities that take place at college.

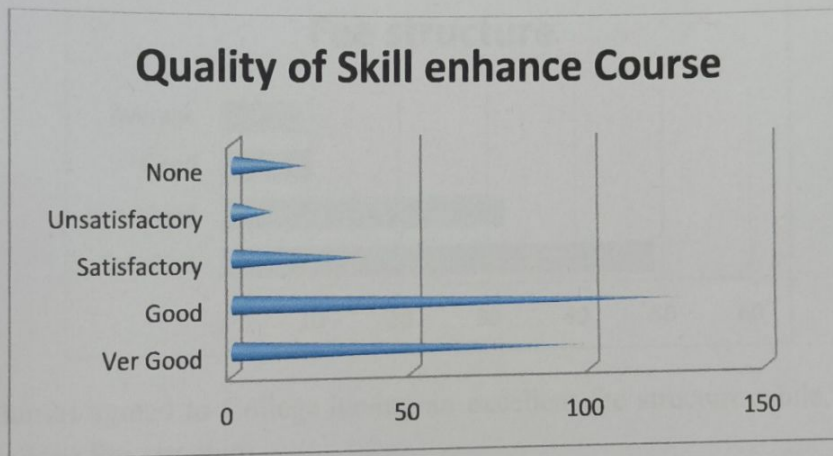


Coming to the Alumni section 68% students who will pass will be proud to be addressed as ex-RGC.

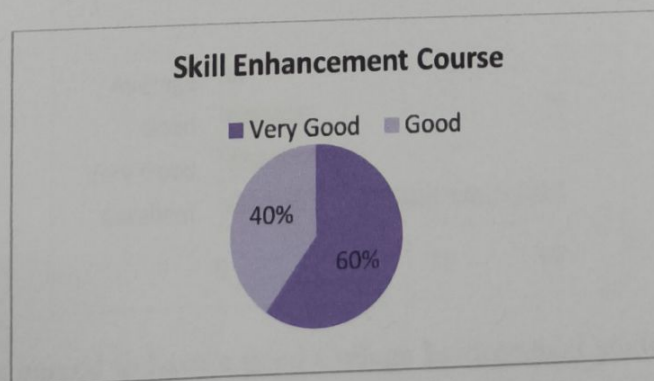





The Math Bridge course conducted 39% of the students found it to be very good while 38% students found it good, indeed giving it a good response for the same.



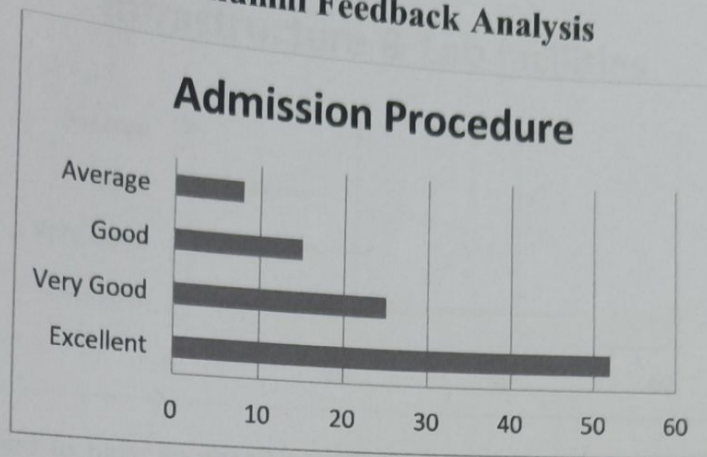
The feedback received from students on quality of skill enhancement course among the students was 43% of them found it good, while 33% found good.




The Skill Enhancement Courses initiated has proved to be a big success as there 60% of the students who found that it was a very good initiative by the College while 40% of them said it was good.



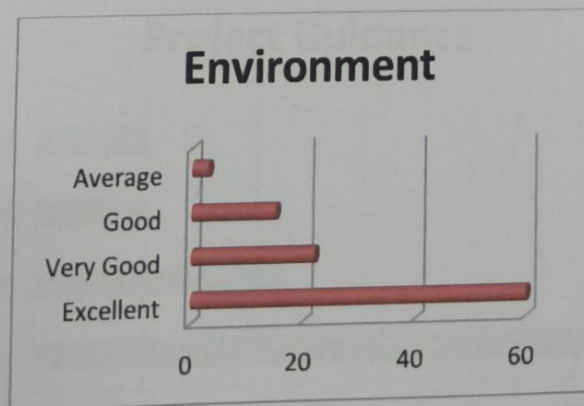
2. Alumni Feedback Analysis



Asking the Alumni's about the Procedure of Admission, more than 50% agreed that the College has an excellent procedure followed while 25% students found it to be very good and 15% said it's good.

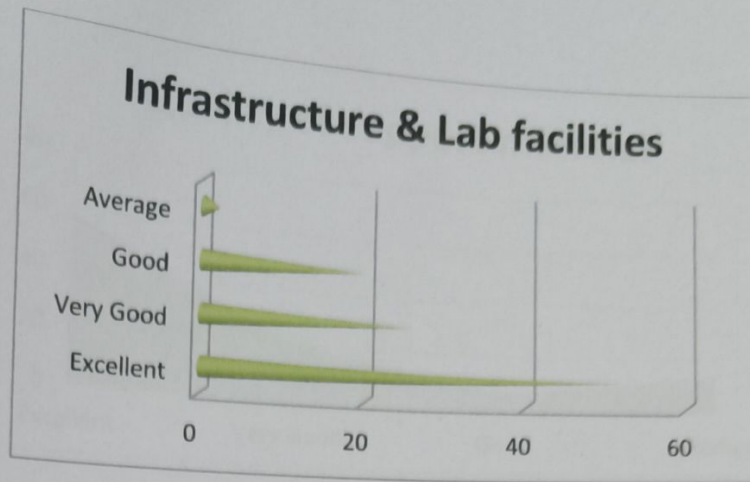


Up to 49% Alumni agreed to College having an excellent fee structure while, 32% agreed to have a good College Fee structure.

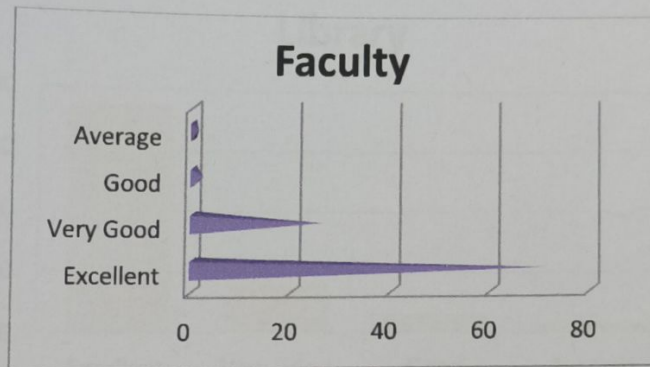


Nearly 60% Alumni's agreed to have a good College Environment while 22% find it good and friendly.

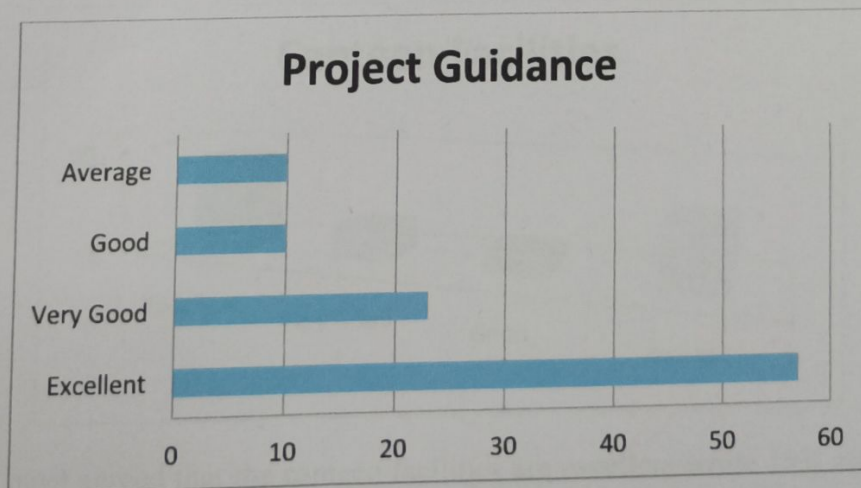




52% Alumni's agreed to have an excellent infrastructure and lab facilities, while 26% found it very good.

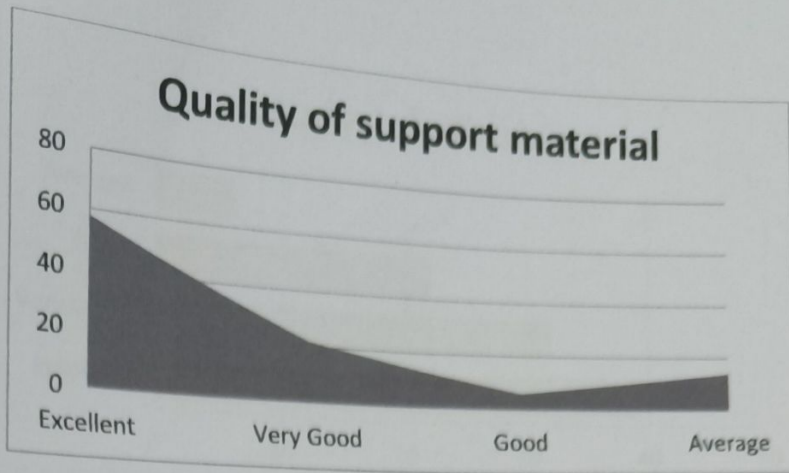


Nearly 71% students have agreed to have excellent faculty-student relationship, while 26% said its very good, may that be in studies or clearing their doubts, the faculty has always been supportive.

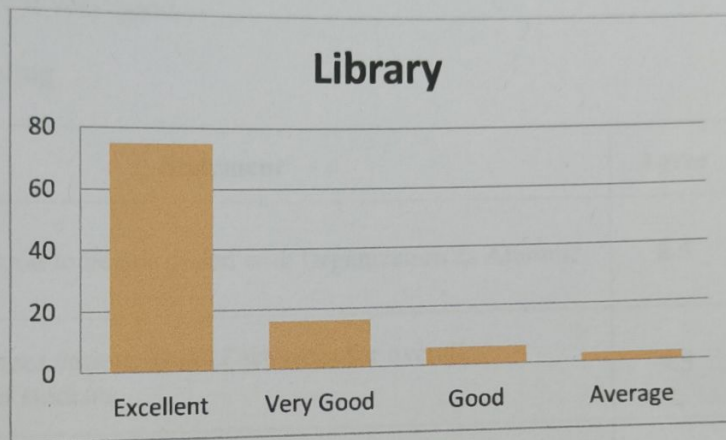


57% Alumni's have agreed to have excellent project guidance from the faculty while 23% said it was very good.

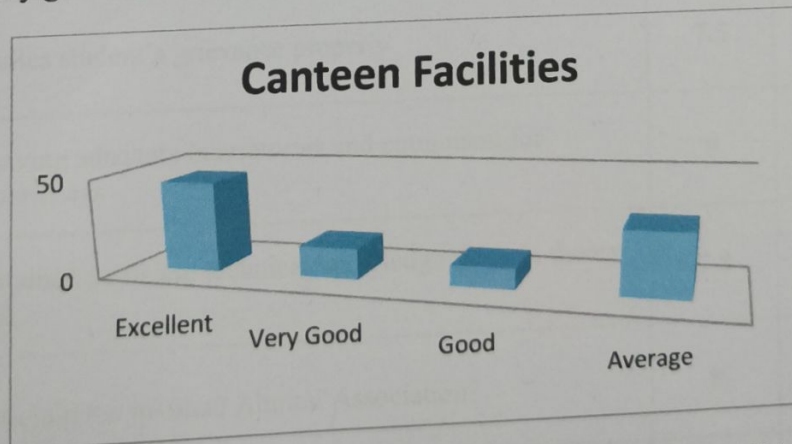




The quality support provided nearly 58% said that it was excellent while 22% said it was very good.

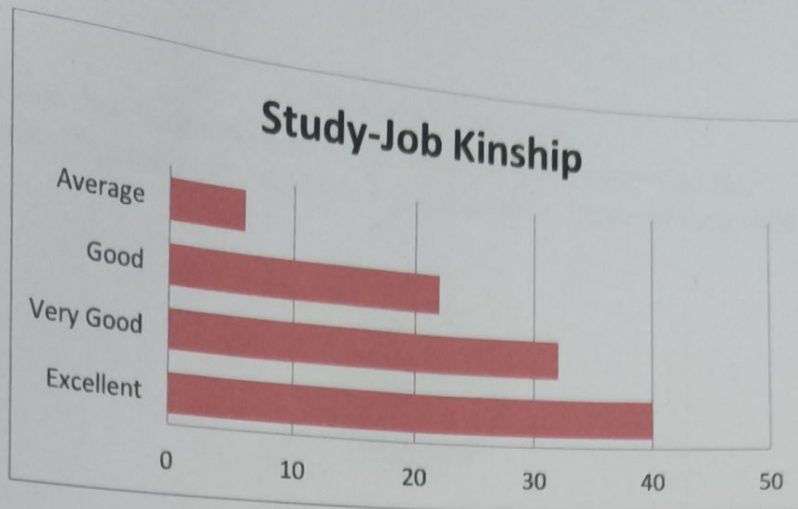


75% Alumni's said that the Library facilities and ambience have been excellent while 16% have agreed it to be very good.



45% Alumni's have agreed that the canteen facilities are excellent while 15% said that it is very good. Few of them have opted for an average hoping for an improvement for the same.





The relation between study and job kinship has been excellent for 40% Alumni's while 32% have agreed to have it very good.

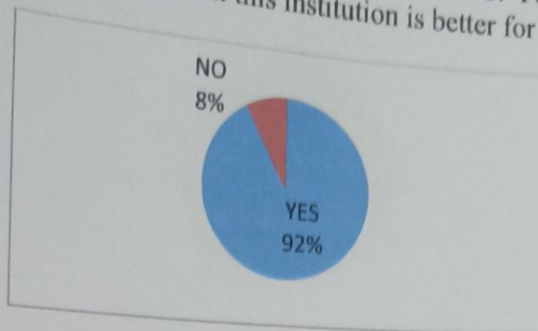
*Avg Out of 10 Rating

Sr. no	Statement	Agree	Sometimes	Disagree
1	Do you feel proud to be associated with Organization as Alumni?	8.5	1.5	-
2	Institute organizes various kind of activities for overall development of students	9.5	0.5	-
3	Are you willing to contribute in the development of the Institute?	7	03	-
4	Institute handles student's grievance properly.	7.5	2.5	-
5	Institute is having adequate laboratories and equipment for practical experiences	9	01	-
6	Have you obtained sufficient technical knowledge (both in theory and practical)	7.8	2.2	-
7	Do you like to join the Institute Alumni Association?	8	02	-
8	Is Institute providing good hospitality as Alumni after passing out?	7.5	2.5	-

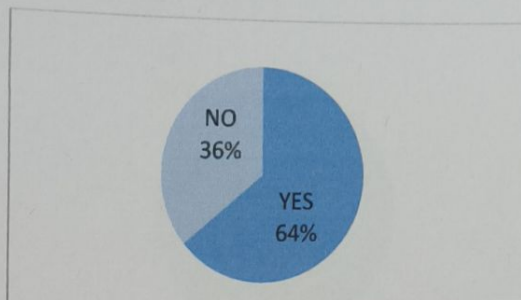


3. Parents Feedback

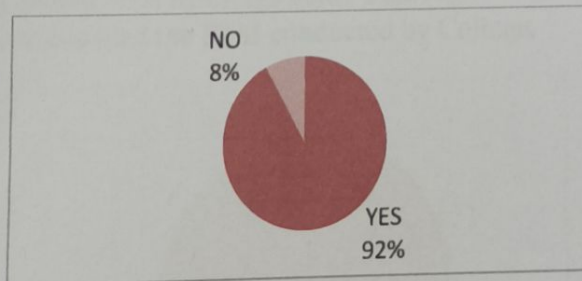
1) Do you find this institution better than others for your child? Yes/ No.
Out of 50 parents, 45 parents have said that this institution is better for their child.



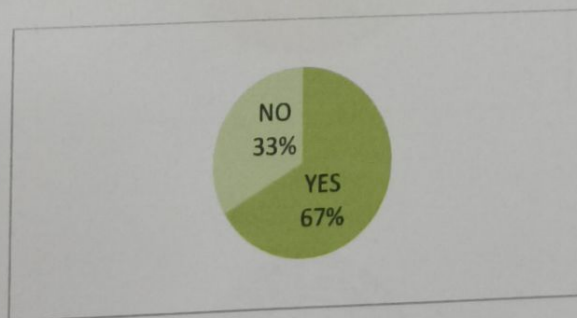
2) Do you feel facilities in the College are adequate? Yes/ No.
Out of 50, 32 parents have said that the facilities in this College are adequate for their child.



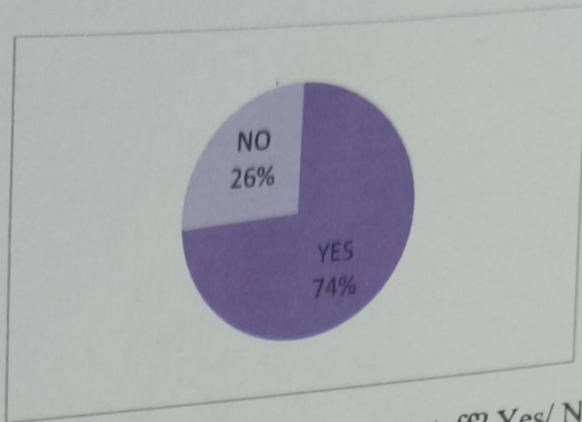
3) Do you feel that your child is physically secured in the campus? Yes/ No.
Out of 50, 46 parents have felt that their child is physically secured in the Campus of the College.



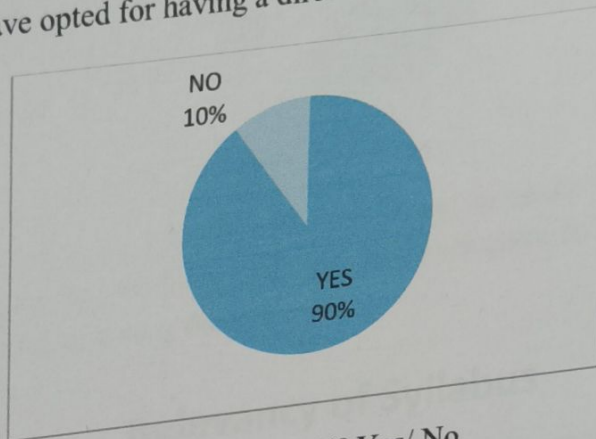
4) Are you satisfied about canteen facilities? Yes/ No
Out of 50, 36 parents are satisfied by the canteen facilities provided by the College.



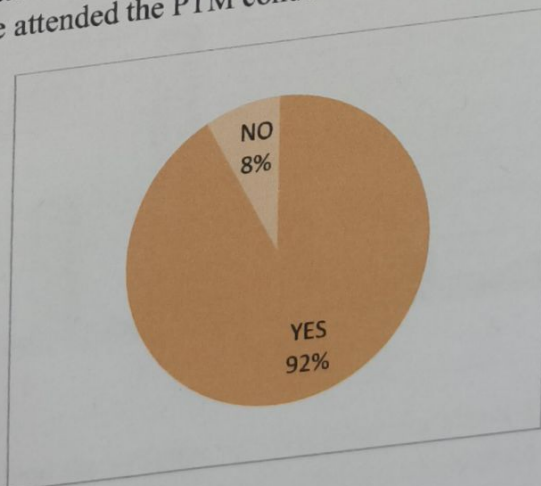
5) Are you satisfied for cooperation from the administrative staff? Yes/ No.
Out of 50, 37 parents have responded that the co-operation is good from the administration staff.




6) Can you make direct communication with teaching staff? Yes/ No.
Out of 50, 45 parents have opted for having a direct communication with the teaching staff.



7) Do you regularly attend PTA Meetings held? Yes/ No.
Out of 50, 46 parents have attended the PTM conducted by College.




I/C PRINCIPAL
Rajiv Gandhi College of Arts, Commerce & Science
Vashi, Navi Mumbai - 400 703



Sainath Education Trust's
Rajiv Gandhi College
of Arts, Commerce, & Science. Vashi Navi Mumbai.
{Permanently Affiliated to University Of Mumbai}
ACCREDITED BY NAAC, GRADE 'B'

Feedback Action Taken Report-2017-18

1. 99% of the employers, students, professors, and alumni who provided feedback on the curriculum was favorable manner and all expressed satisfaction with the syllabus developed by the University of Mumbai.
Therefore, no action was required to be taken.

Kawant
Co-ordinator
Internal Quality Assurance Cell
Rajiv Gandhi College of Arts, Commerce & Science
Vashi, Navi Mumbai.



[Signature]
I/C PRINCIPAL
Rajiv Gandhi College of Arts, Commerce & Sciences
Vashi, Navi Mumbai - 400 703.